



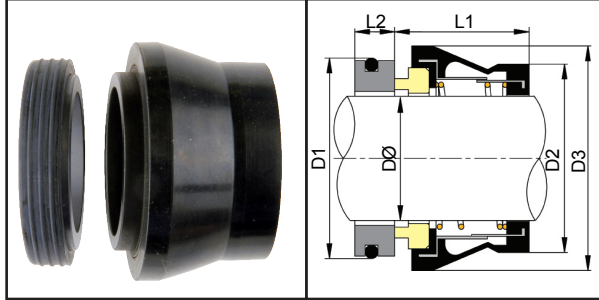
VULCAN® SEALS FOR ALFA LAVAL® PUMPS

Vulcan make a wide range of seal parts for Alfa Laval® equipment, please contact us with the O.E.M. details for cross-reference and identification.

E D 304

TYPE 17B TO SUIT LKR SERIES AGITATORS E D 304

Vulcan manufacture and stock 30mm and 35mm rubber-encased Type 17B seals to suit Alfa Laval® LKR- series agitators.

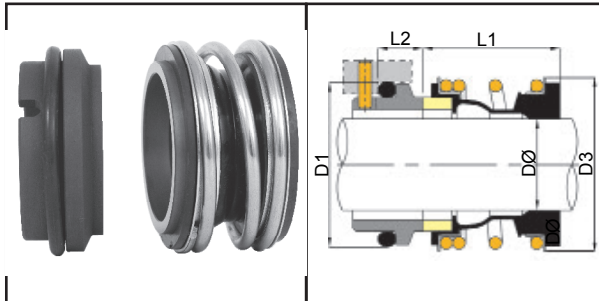


SHAFT SIZE DØ	SIZE CODE	D1	D2	D3	L1	L2
30.00	0300	50.80	45.80	53.00	26.90	11.99
35.00	0350	53.98	52.00	62.00	34.90	11.99

NEV T 304 FDA

TYPE 19C TO SUIT ALC SERIES PUMPS N E V T 304 FDA



Vulcan manufacture and stock modified Type 19 style seals to suit Alfa Laval® ALC series pumps, commonly utilised in food and dairy processes. For ALC pumps with flush housings, please see Type 90 on following page. Type 19C is available from stock in all three common elastomers, as well as FDA / E.C. Regulation compliant materials.



SHAFT SIZE DØ	SIZE CODE	D1	D3	L1	L2
40.00	0400	58.00	60.00	30.00	14.00
53.00	0530	73.00	76.00	33.00	15.00

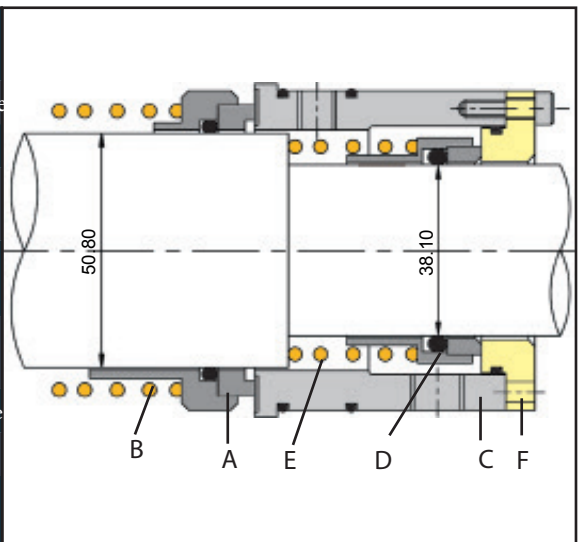
VULCAN® SEALSTOSUITALFALAVAL® CONTHERM® SCRAPED-SURFACEHEATEXCHANGERS

1.1/2" FLUSH SINGLE 2" NONFLUSH SINGLE SHELLEND.TC 2" FLUSH SINGLE.180/90



All components are supplied as standard with Nitrile 'O'-Rings, if any other elastomer is required, please just advise at time of order.

A	SHELLEND.TC	2.000" Outer Shaft rotary head, with Tungsten Carbide face
A	SHELLEND.CARB	2.000" Outer Shaft rotary head, Carbon face
B	SHELLEND.COIL	Coil to suit 2.000" Outer Shaft rotary head
C	2" FLUSH SINGLE.90	2.000" Outer Shaft flush housing, ports at 90 Degrees, and chrome oxide face
C	2" FLUSH SINGLE.180	Same as above, but with flush ports at 180 Degrees
C	2" NONFLUSH SINGLE	2.000" Outer Shaft Collet, with chrome oxide coated running face.
D	1.1/2".SHELLEND	1.500" Inner Shaft rotary head, with Carbon face
E	1.1/2".SHELLEND.COIL	Coil to suit 1.500" Inner Shaft rotary head
F	1.1/2" FLUSH SINGLE 1.500"	Inner Shaft stationary, with bolt holes to allow fixing to base of 2.000" flush housing.



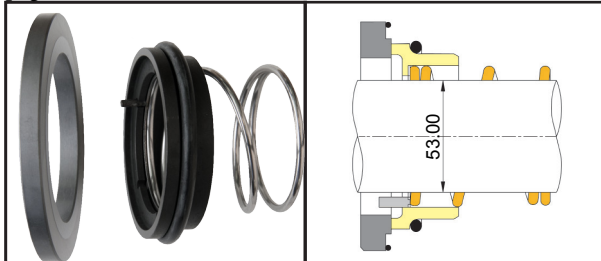


TYPE 9X RANGE FOR ALFA LAVAL® PUMPS

Vulcan manufacture and stock a wide range of seals to suit the common Alfa Laval® centrifugal pumps, each of which is dealt with below.

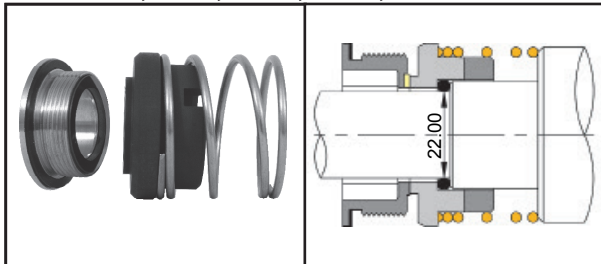
TYPE 90 (53MM) E D S 304

Type 90-53mm complete seals, designed to suit all sizes of ALC pump, with the larger flush-housings fitted. For non-flushed ALC series pumps, the Type 19C seal is utilised, see previous page.



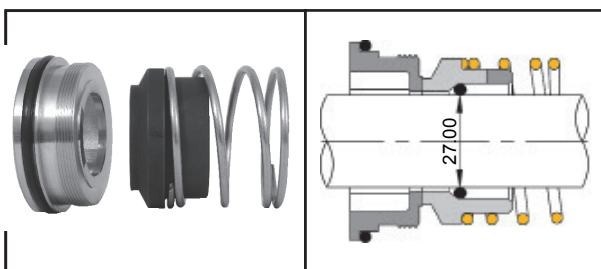
TYPE 91B (22MM) E D S Q 304 FDA

Type 91B-22mm complete seal, designed to suit pump models FM0, FM0S, FM1A, FM2A, FM3A and FM4A



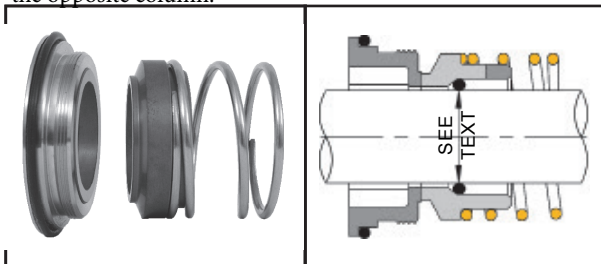
TYPE 92 (27MM) E D Q 304 FDA

Type 92-27mm complete seal, designed to suit pump models MR185A and MR200A



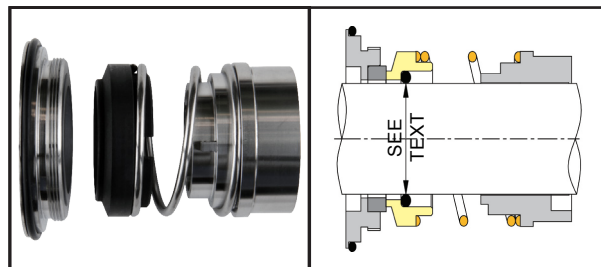
TYPE 92 (32MM AND 42MM) E D S 304 FDA

Type 92-32mm and 42mm complete seals, designed to suit LKH series pumps with standard seal chamber. For pumps with flushed seal chambers, please see Types 92B and 92D in the opposite column.



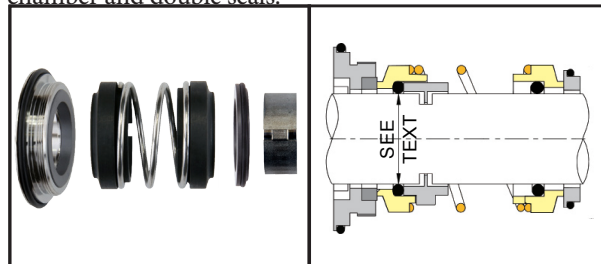
TYPE 92B (32MM AND 42MM) E D S 304

Type 92B-32mm and 42mm complete seals, designed to suit LKH series pumps, with a flushed seal chamber




TYPE 92D (32MM AND 42MM) E Y C Z S 304 FDA

Type 92D-32mm & 42mm complete double seal, designed to suit LKH series pumps with a flushed seal chamber and double seals.



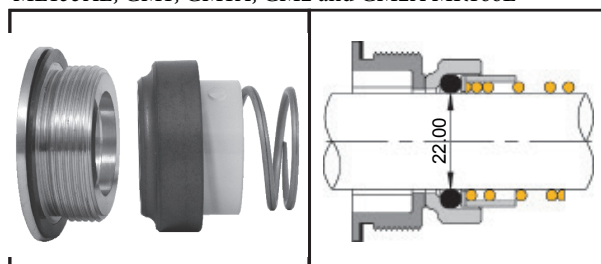
TYPE 93 (22MM) E Q 304 FDA

Type 93-22mm complete seal for MR166A, MR166B and MR166E pumps.



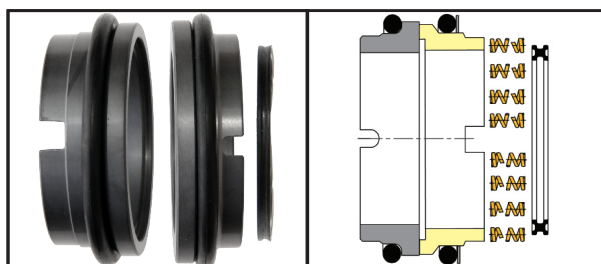
TYPE 93B (22MM) E D Q 304

Type 93B-22mm complete seal, designed to suit pump models ME155AE, GM1, GM1A, GM2 and GM2A MR166E



TYPE 912 (32MM AND 42MM) E S A D 304 FDA

Type 912-32mm and 42mm multi-spring seal kits, designed to suit LKHI, LKHP, LKHSP and LKH 100 series multi-stage series pumps. Please contact us for wear-ring and lip seals sets for these pumps.

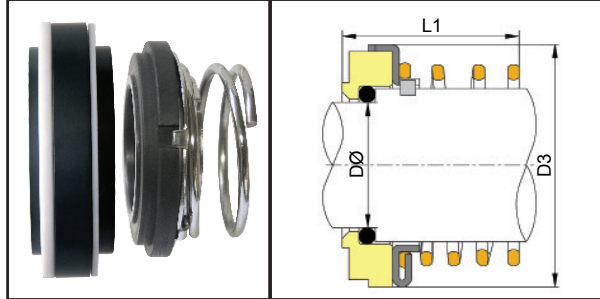




VULCAN® SEALS FOR ALFA LAVAL® PUMPS

TYPE 293 TO SUIT ALFA LAVAL® TRI-CLOVER® PUMPS E C 304

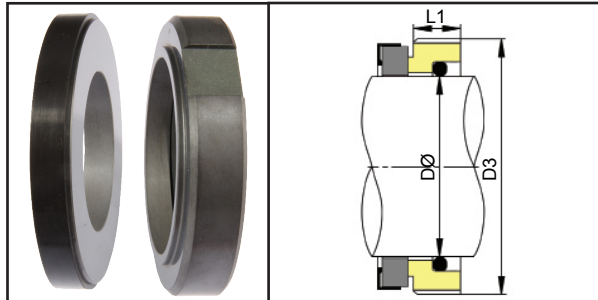
Vulcan manufacture direct replacement rotary parts to replace the O.E.M. 'O'Ring mounted, hydraulically balanced "TypeD" seals fitted to TriClover® brand centrifugal pumps. Clamped stationaries with gaskets are also available to work with the Type 293 rotary, to replace the O.E.M. "TypeDG" seals for those pumps with flushed seal chambers. Please contact us with your requirements.



SHAFT SIZE DØ		Size Code	D3		L1		O.E.M. SEAL CODE
Imperial	Metric		Imperial	Metric	Imperial	Metric	
0.750	19.10	0191	1.850	47.00	1.555	39.50	C114
1.125	28.60	0286	2.125	54.00	1.535	39.00	C216
1.500	38.10	0381	2.625	66.60	1.319	33.50	C218, C328

TYPE 1628 TO SUIT ALFA LAVAL® TRI-CLOVER® PUMPS V S N/A

Vulcan manufacture direct replacement repair parts for O.E.M. 'O'Ring mounted, multispring seals fitted to TriClover® brand "Centrifugal 200" series pumps with the common Imperial 1.750" shaft size. The Vulcan wear parts will interchange with the nonwearing parts, such as the drive ring and multiple springs, to allow rapid seal refurbishment and reassembly. Seal part codes are as follows;

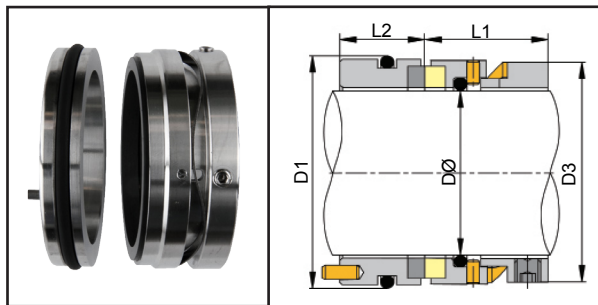


0444.1628.V.S.FACE Rotary Face with O'Ring
 0444.1628.X.S.STAT Stationary Seat
 0444.1628.V.X.BOOT Stationary Cup Boot

SHAFT SIZE DØ		Size Code	D3		L1		O.E.M. SEAL CODE
Imperial	Metric		Imperial	Metric	Imperial	Metric	
1.750	44.45	0444	3.125	79.38	0.406	10.32	2045, 2065, 2085, 2105

TYPE 1655 TO SUIT MOG AND ALP LOBE PUMPS EV Q 316

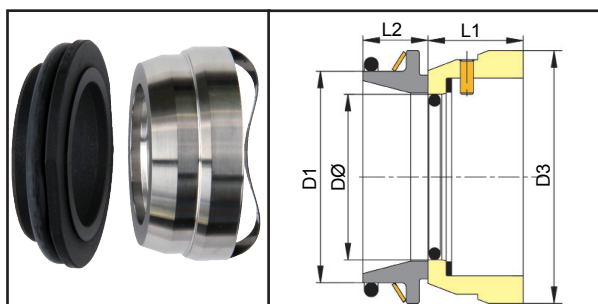
Vulcan manufacture direct replacement wave-spring 'O'-Ring mounted seals to suit Alfa Laval® MOG and ALP series lobe-rotor pumps.



SHAFT SIZE DØ	SIZE CODE	D1	D3	L1	L2
1.187	0300	41.70	41.00	22.20	14.00
1.375	0349	47.60	46.75	20.60	15.80
2.000	0508	66.60	65.40	23.80	12.00
3.000*	0762	95.20	98.60	39.70	12.00

TYPE 1680 TO SUIT LKPL, NMOG AND SRU LOBE PUMPS E P 316

Vulcan manufacture direct replacement wave-spring 'O'-Ring mounted seals to suit Alfa Laval® new generation lobe rotor pumps, such as LKPL, NMOG and SRU series, fitted with O.E.M. "Hy-clean" style seals. For older generation pumps, see Type 1682 on facing page. Further sizes are available, please contact us with your requirements.



SHAFT SIZE DØ	SIZE CODE	D1	D3	L1	L2
1.187	0300	36.40	45.00	21.50	14.50
1.375	0350	46.00	55.00	22.00	14.00
1.813	0450	59.40	65.00	25.00	16.00
2.187	0550	69.00	75.00	26.90	17.00

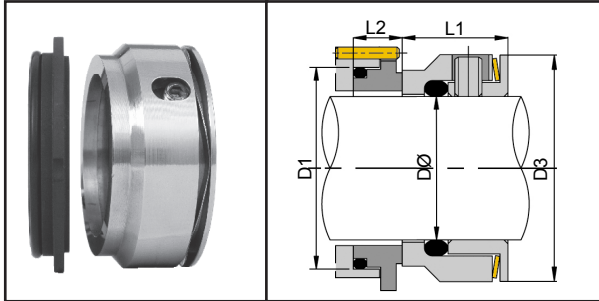


VULCAN® SEALS TO SUIT ALFA LAVAL® & C.S.F. INOX® PUMPS

E SC 316

TYPE 1682 TO SUIT LKPL, NMOG AND SRU LOBE PUMPS E P H 304

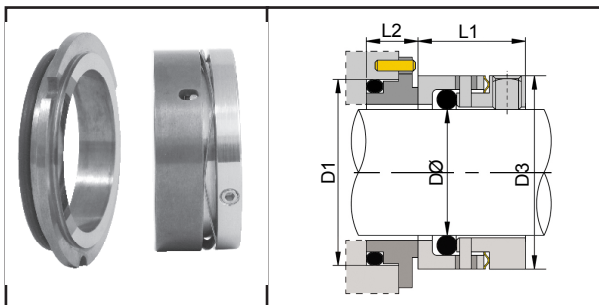
Vulcan manufacture direct replacement wave-spring 'O'-Ring mounted seals to suit Alfa Laval® older generation lobe rotor LKPL, NMOG and SRU series, fitted with O.E.M. "R90" style seals. For pumps with flush and double seals installed, see Type 1694 detailed below.



SHAFT SIZE DØ	SIZE CODE	D1	D3	L1	L2
20.00	0200	30.00	32.40	20.00	10.50
30.00	0300	41.30	44.00	21.40	11.10
35.00	0350	46.95	50.80	22.00	12.00
45.00	0450	58.26	62.40	22.90	12.60
55.00	0550	69.55	76.00	29.30	13.20
75.00	0750	92.15	99.20	31.10	14.40

TYPE 1688W TO SUIT ALFA LAVAL® SR LOBE ROTOR PUMPS E P H 304

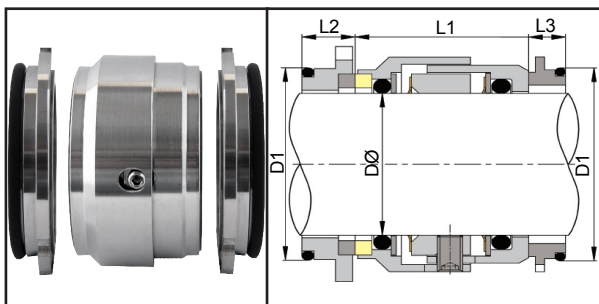
Vulcan manufacture Type 1688W 'O'-Ring mounted wave-spring seals to suit former "S.S.P." brand SR- series A-&G-series lobe rotor pumps. Further sizes are available, please contact us with your requirements.



SHAFT SIZE DØ	SIZE CODE	D1	D3	L1	L2
20.00	0200	30.00	31.00	19.10	10.70
30.00	0300	41.30	41.00	19.10	10.90
35.00	0350	46.95	45.50	19.10	12.20
45.00	0450	58.26	58.20	21.10	11.60
55.00	0550	69.55	72.00	22.10	13.00
75.00	0750	92.15	96.00	25.80	14.50

TYPE 1694 TO SUIT ALFA LAVAL® SR LOBE ROTOR PUMPS E ZH 316

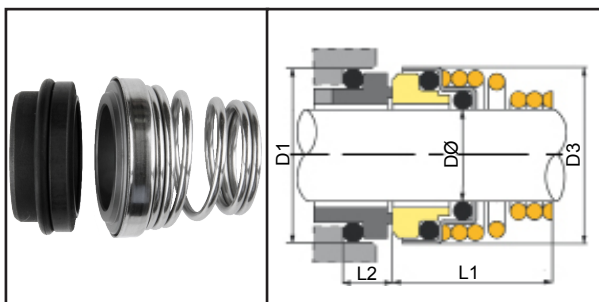
Vulcan manufacture Type 1694 'O'-Ring mounted wave-spring double seals to suit former "S.S.P." brand SR- series lobe rotor pumps, designed for and fitted with flushed seal chambers and double seals.



SHAFT SIZE DØ	SIZE CODE	D1	L1	L2	L3
30.00	0300	41.30	34.20	10.50	11.10
45.00	0450	58.26	37.70	11.30	11.30
55.00	0550	69.55	46.20	12.50	11.50

TYPE 13M TO SUIT C.S.F. INOX® PUMPS E SC 316

Vulcan manufacture 28mm Type 13M 'O'-Ring mounted conical spring seals, to suit C.S.F. Inox® AS- and CS- centrifugal pump ranges. Vulcan also offers other seals to suit C.S.F. Inox® pumps, including the Type 1605 hygienic single-spring seals to replace the O.E.M. "U" or "Y" type externally mounted seals.



SHAFT SIZE DØ	SIZE CODE	D1	D3	L1	L2
28.00	0280	43.00	45.50	29.00	9.50